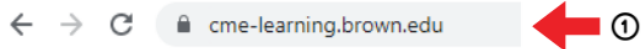
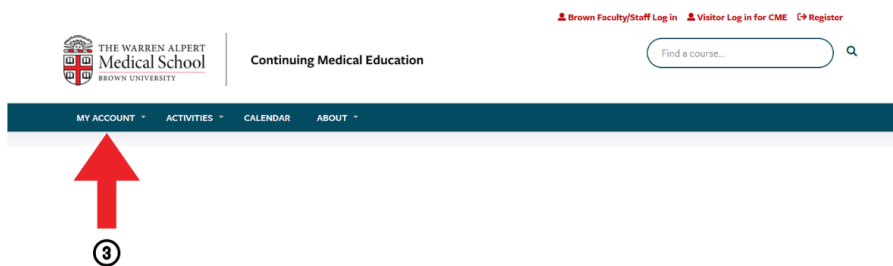


## How to Access Transcript/Certificate:

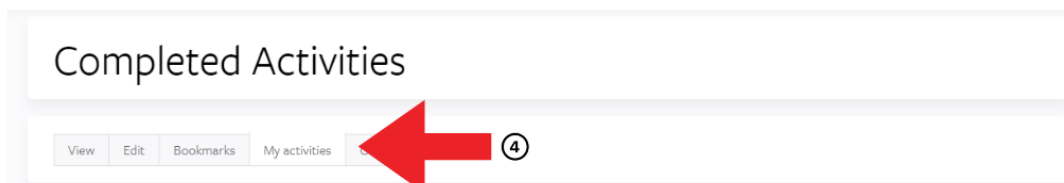
1. Go to <https://cme-learning.brown.edu/>



2. Log in to your account by clicking “Brown Faculty/Staff Login”, “visitor Login for CME”, or “Register” in red at the top right of the screen
3. Navigate to the blue bar with various tabs and click “My Account”



4. Click “My Activities”. You will see a list of your completed courses. You will also have the option to view pending and external credits.



5. Select the certificate you would like to download and click “Download”  
\*If you have not completed the course or completed the evaluation you will not be able to download a certificate

Completed activities Pending activities External credits

Title  Series  Date completed From  To  [Download PDF](#)

Title	Credit	Credit type	Event date	Date completed	Certificate
your activities here			10/01/2022	10/26/2022	<a href="#">Download</a>
your activities here			10/14/2022	10/19/2022	
<input type="text" value="your activities here"/>				10/19/2022	

5

6. At the bottom of the screen, click “download to view your certificate” and your certificate will open as a pdf for you to print or save