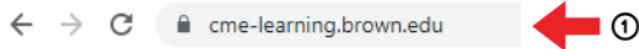



How To Claim Credit:

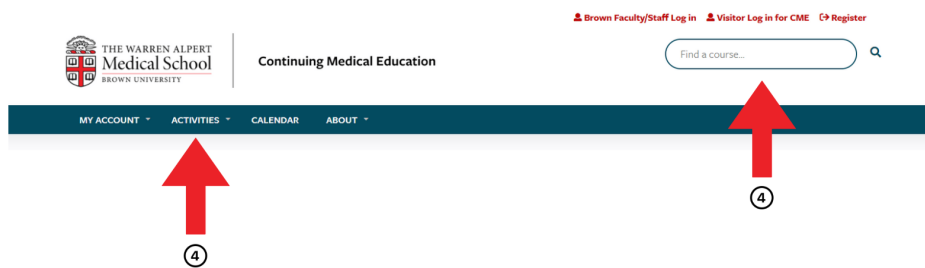
1. Go to <https://cme-learning.brown.edu/>



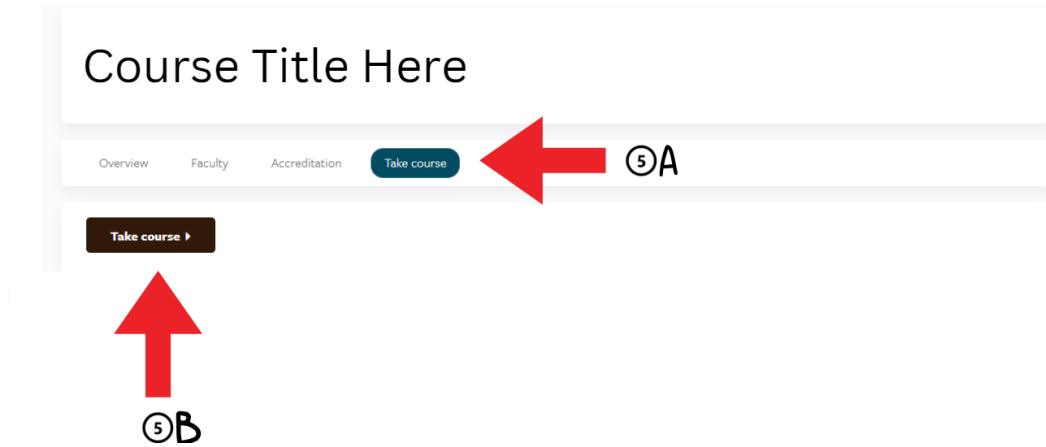
2. Navigate to the three red buttons in the top right corner and click "Visitor Log in for CME"



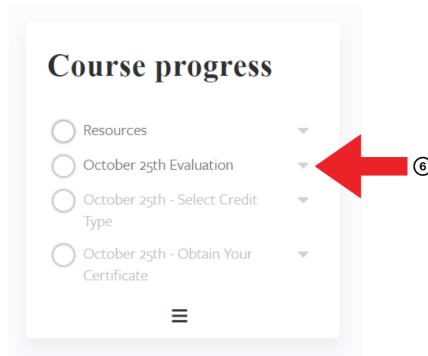
3. Enter your username and password and click "Login"
4. Now that you are logged in and back on the homepage, navigate to the course you attended by typing in the **search bar** or using the **activities tab** to view our course catalog.



5. Once on the course page, click the blue tab that says “Take course”. Then click “Take course” on that page.




6. On the left side, under Course Progress, click “Evaluation”. Complete the evaluation and submit.



7. Select your credit type and enter the amount of credit according to the number of hours you attended.
8. Click the attestation box and submit
9. Click “obtain your certificate” to view and download

*Note: you must be logged in to access the evaluation. If you are not logged in, the site will display this error message:

 Please [login](#) or [register](#) to take this course.

If you receive this error message, click “login” or “register” and continue the instructions from step 4.