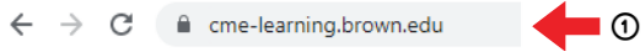
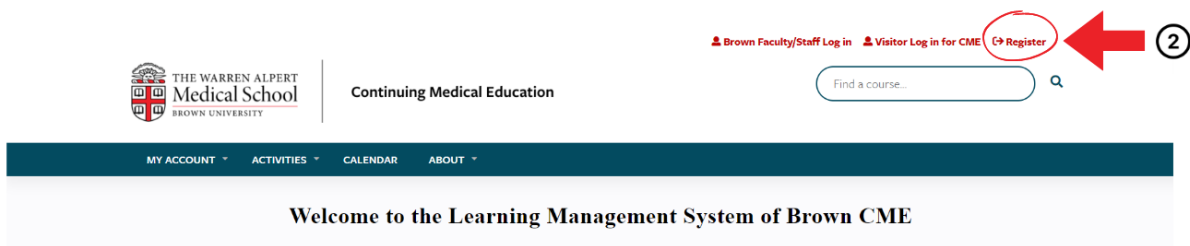


How To Create an Account:

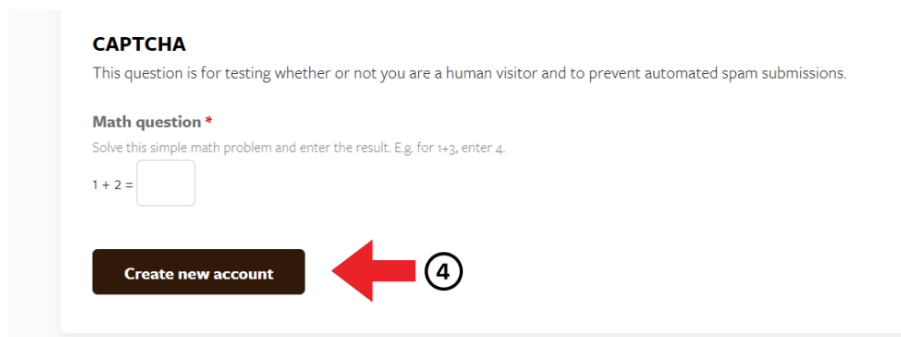
1. Go to <https://cme-learning.brown.edu/>



2. Navigate to the three red buttons in the top right corner and click "Register"



3. Create your username and fill in the remaining fields
Note: all fields with a red star () are required
4. Click "Create new account"



5. To login, navigate back to the three red buttons in the top right corner and click "Visitor log in for CME"