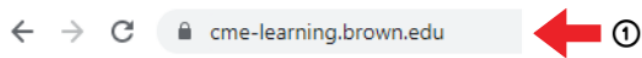
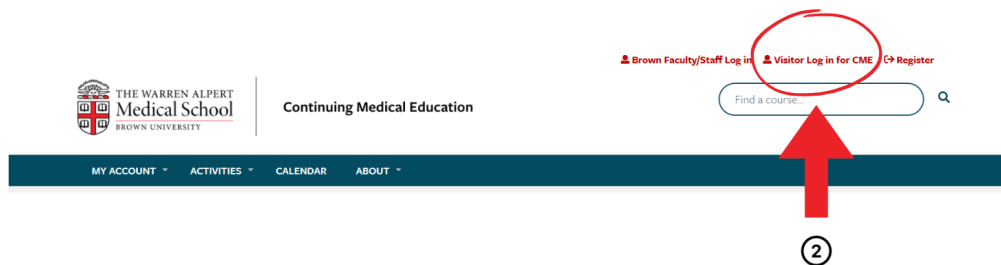


How to Reset your Password:

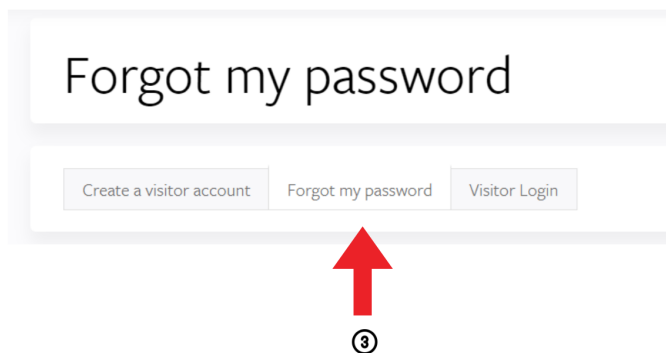
1. Go to <https://cme-learning.brown.edu/>



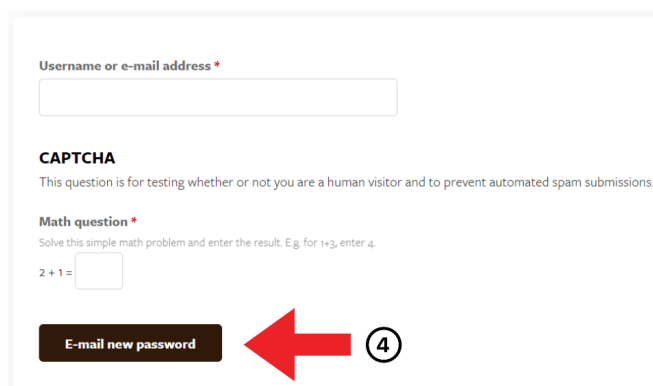
2. Navigate to the three red buttons in the top right corner and click "Visitor Log in for CME"



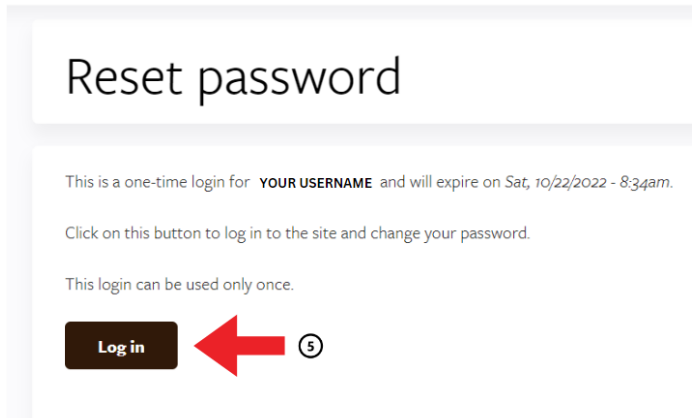
3. This will automatically bring you to the visitor login tab that says User Account at the top. Click "Forgot my password"



4. Enter your email and answer the short math question. Click "Email new password"

A screenshot of a password reset form. It contains a text input field for "Username or e-mail address *". Below that is a "CAPTCHA" section with the text "This question is for testing whether or not you are a human visitor and to prevent automated spam submissions." and a "Math question *" section with the text "Solve this simple math problem and enter the result. E.g. for 1+3, enter 4." and the equation "2 + 1 = ". At the bottom is a dark button labeled "E-mail new password". A red arrow points from the right towards the button, and a circled number "4" is to the right of the arrow.

5. Check your email for a link to reset your password. When you click the link, it will bring you to a screen that looks like this. Click “Log In”



6. Enter your new password and click “save”. This will bring you back to the home screen and you are now logged in.

