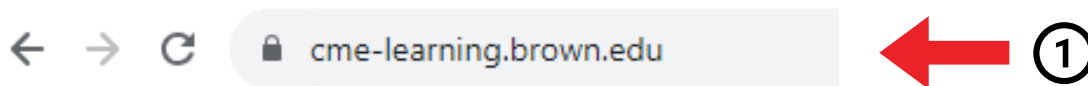
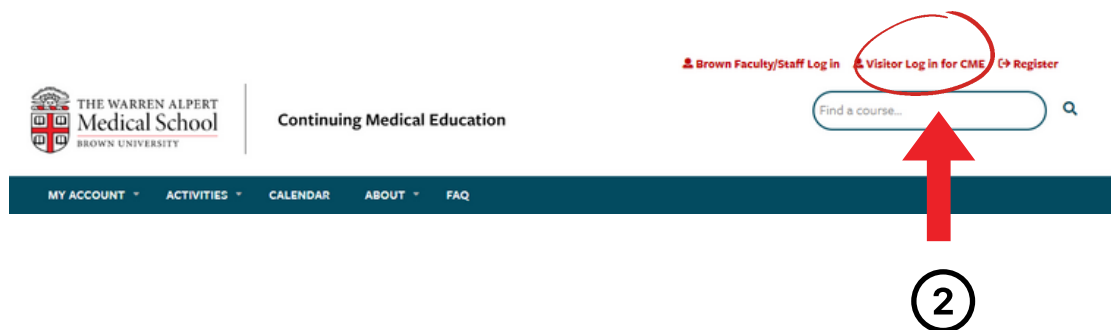


How to Reset your Password:

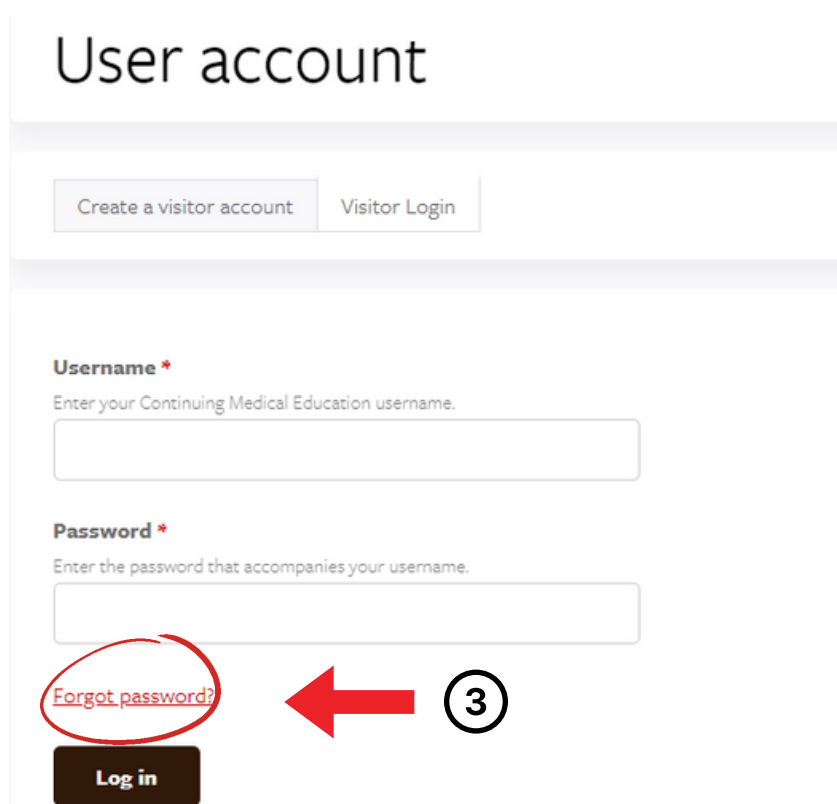
1. Go to <https://cme-learning.brown.edu/>



2. Navigate to the three red buttons in the top right corner and click “Visitor Log in for CME”



3. This will bring you to the visitor login tab that says User Account at the top. Click “Forgot my password”

A screenshot of the "User account" login page. The page title is "User account". Below the title, there are two buttons: "Create a visitor account" and "Visitor Login". Below these buttons, there are two input fields: "Username *" and "Password *". Below the "Password *" field, there is a link labeled "Forgot password?" which is circled in red. A red arrow points left from a circled number "3" below the page towards the "Forgot password?" link. At the bottom of the page, there is a "Log in" button.

4. Enter your email and answer the short math question. Click “Email new password”

Forgot my password

Username or e-mail address *

CAPTCHA
This question is for testing whether or not you are a human visitor and to prevent automated spam submissions.

Math question *
Solve this simple math problem and enter the result. E.g. for 1+3, enter 4.

1 + 1 =

E-mail new password ← ④

5. Check your email for a link to reset your password. When you click the link, it will bring you to a screen that looks like this. Click “Log In”

Reset password

This is a one-time login for *meghan_flanagan* and will expire on *Tue, 08/08/2023 - 9:37am*.

Click on this button to log in to the site and change your password.

This login can be used only once.

Log in ← ⑤

6. Enter your new password and click “save”. This will bring you back to the home screen and you are now logged in.